

CONTINUOUSLY VARIABLE ATTENUATORS
CA Series

ELECTRICAL SPECIFICATIONS

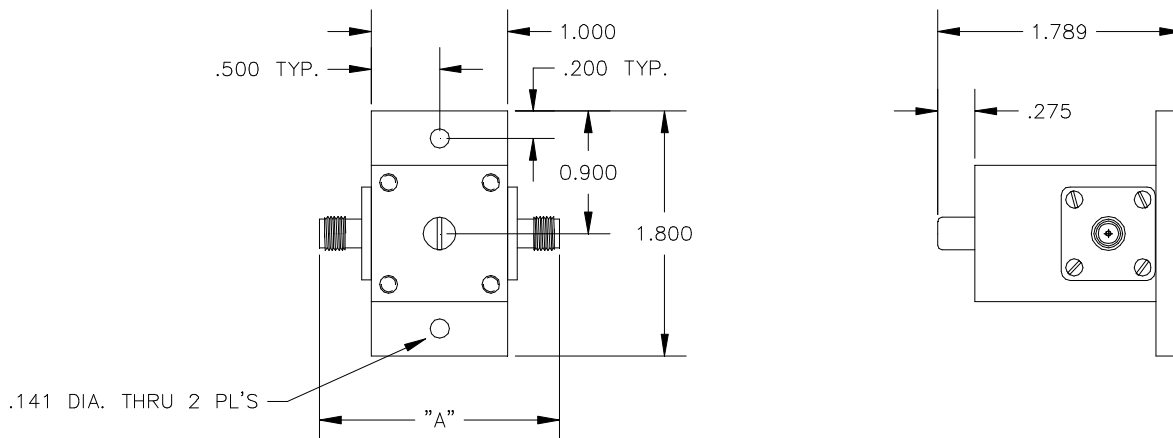
| ALAN MODEL 50CA1-15 | |
|----------------------------|--|
| ATTENUATION RANGE | 0-15 dB |
| FREQUENCY RANGE | DC – 1 GHz |
| IMPEDANCE | 50 Ohms |
| SWR MAXIMUM | DC – 500 MHz: 1.5:1 500-1000 MHz: 2.0:1 |
| INSERTION LOSS (MAX.) | DC – 500 MHz: 0.5 dB 500-1000 MHz: 1.0 dB |
| POWER | 0.25 Watt |
| CONNECTORS | BNC , N, SMA, TNC Female |
| RESETTABILITY | 0.2 dB |
| DRIVE | Screwdriver adjustment |
| MOUNTING OPTIONS | Surface Mount or Panel Mount |

TO ORDER SPECIFY: Model number as appears above. Add connector type and SM (surface mount) or PM (panel mount). For example to order a unit with BNC connectors, and surface mount; order Alan Model 50CA1-15 BNC SM.

PHYSICAL DIMENSIONS

Alan Model 50CA1-15(Connector) SM
Surface Mount

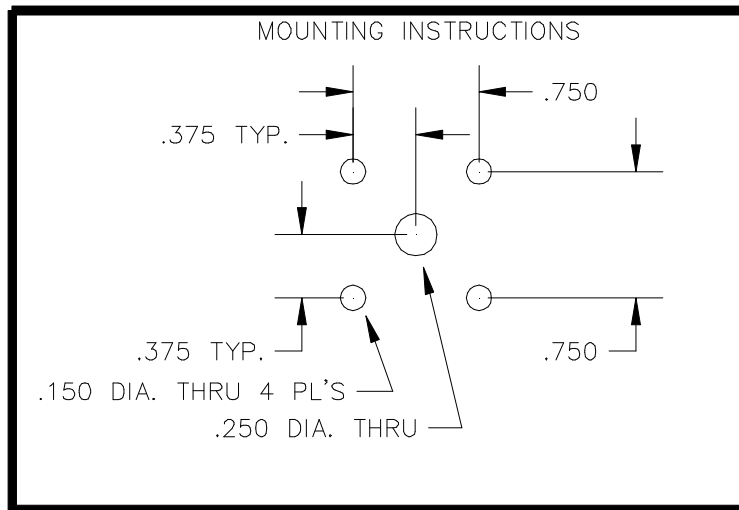
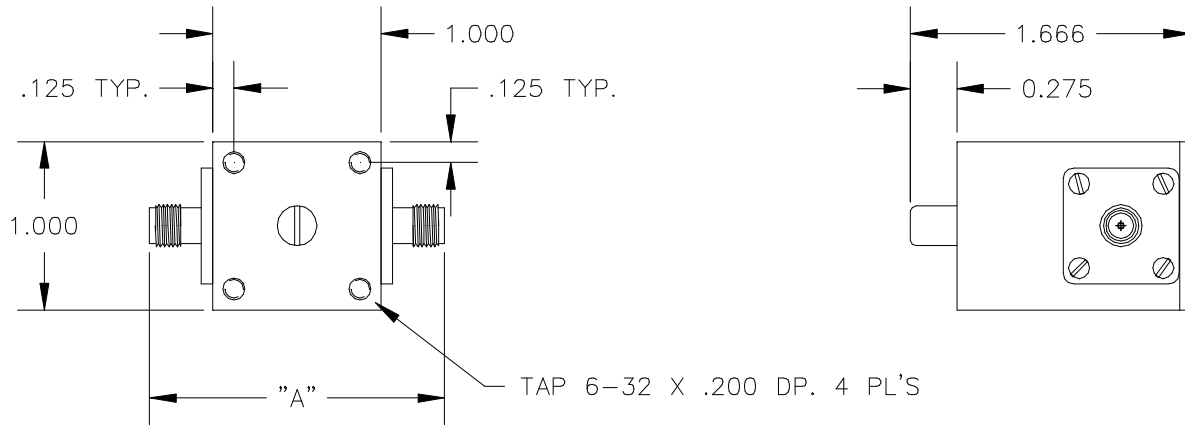
| Connector | "A" |
|------------------|------------|
| BNC Female | 2.420 |
| N Female | 2.940 |
| SMA Female | 1.750 |
| TNC Female | 2.430 |



Alan Industries, Inc.
P.O. Box 1203
Columbus, IN 47201
812-372-8869
800-423-5190
Fax: 812-372-5909

PHYSICAL DIMENSIONS
Alan Model 50CA1-15(Connector) PM
Panel Mount

| Connector | "A" |
|------------|-------|
| BNC Female | 2.420 |
| N Female | 2.940 |
| SMA Female | 1.750 |
| TNC Female | 2.430 |



Alan Industries, Inc.
P.O. Box 1203
Columbus, IN 47201
812-372-8869
800-423-5190
Fax: 812-372-5909

CONTINUOUSLY VARIABLE ATTENUATORS
CA Series

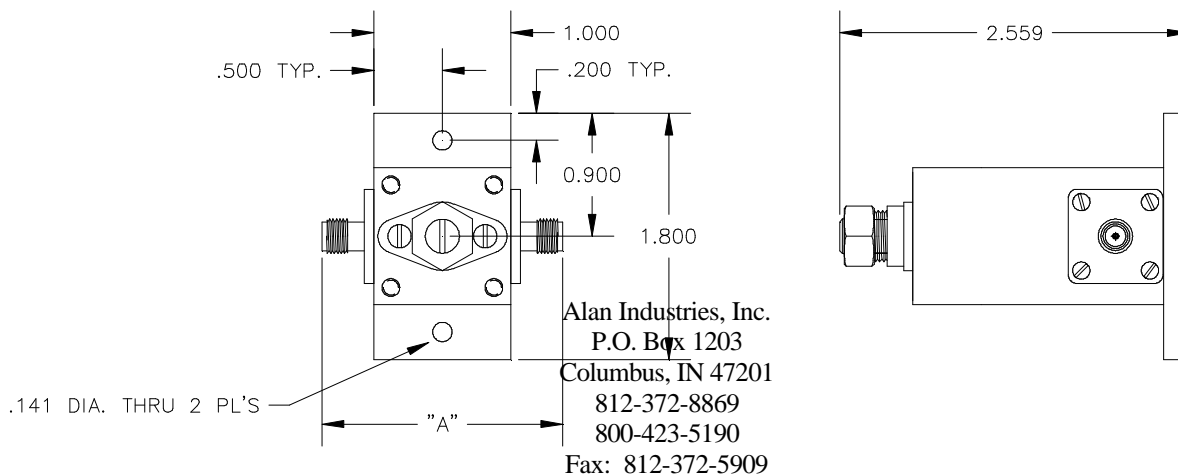
ELECTRICAL SPECIFICATIONS

| ALAN MODEL 50CA1-15 WITH SHAFT LOCK | |
|--|--|
| ATTENUATION RANGE | 0-15 dB |
| FREQUENCY RANGE | DC - 1 GHz |
| IMPEDANCE | 50 Ohms |
| SWR MAXIMUM | DC - 500 MHz: 1.5:1 500-1000 MHz: 2.0:1 |
| INSERTION LOSS (MAX.) | DC - 500 MHz: 0.5 dB 500-1000 MHz: 1.0 dB |
| POWER | 0.25 Watt |
| CONNECTORS | BNC , N, SMA, TNC Female |
| RESETTABILITY | 0.2 dB |
| DRIVE | Screwdriver adjustment with locking nut |
| MOUNTING OPTIONS | Surface Mount or Panel Mount |

TO ORDER SPECIFY: Model number as appears above. Add connector type and SL (surface mount and shaft lock) or PL (panel mount and shaft lock). For example to order a unit with BNC connectors, surface mount and shaft lock; order Alan Model 50CA1-15 BNC SL.

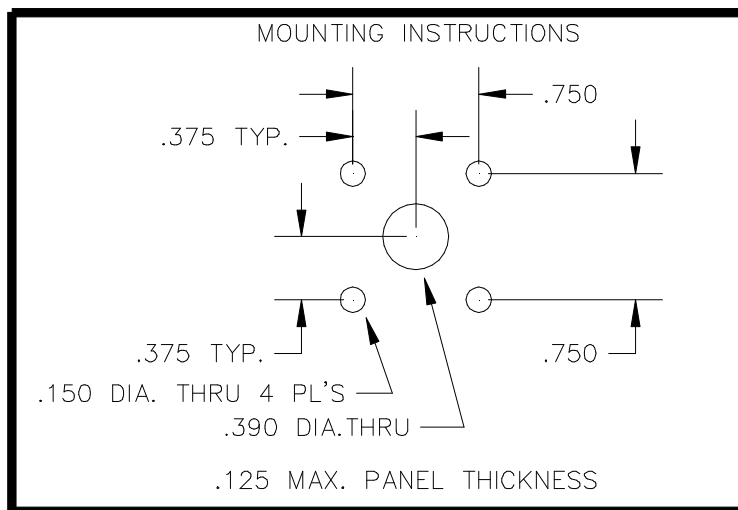
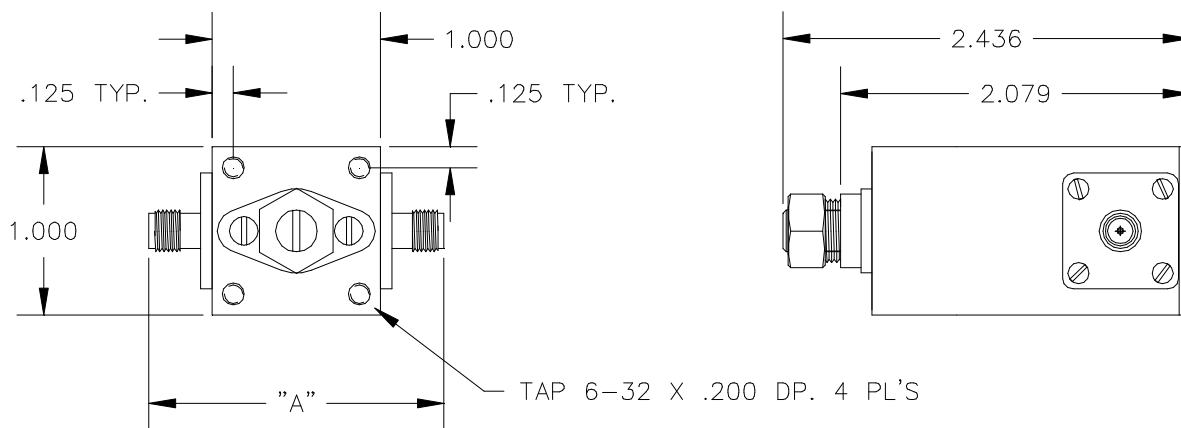
PHYSICAL DIMENSIONS
Alan Model 50CA1-15(Connector) SL
Surface Mount with Shaft Lock

| Connector | "A" |
|------------------|------------|
| BNC Female | 2.420 |
| N Female | 2.940 |
| SMA Female | 1.750 |
| TNC Female | 2.430 |



PHYSICAL DIMENSIONS
Alan Model 50CA1-15(Connector) PL
Panel Mount with Shaft Lock

| Connector | "A" |
|------------|-------|
| BNC Female | 2.420 |
| N Female | 2.940 |
| SMA Female | 1.750 |
| TNC Female | 2.430 |



Alan Industries, Inc.
P.O. Box 1203
Columbus, IN 47201
812-372-8869
800-423-5190
Fax: 812-372-5909